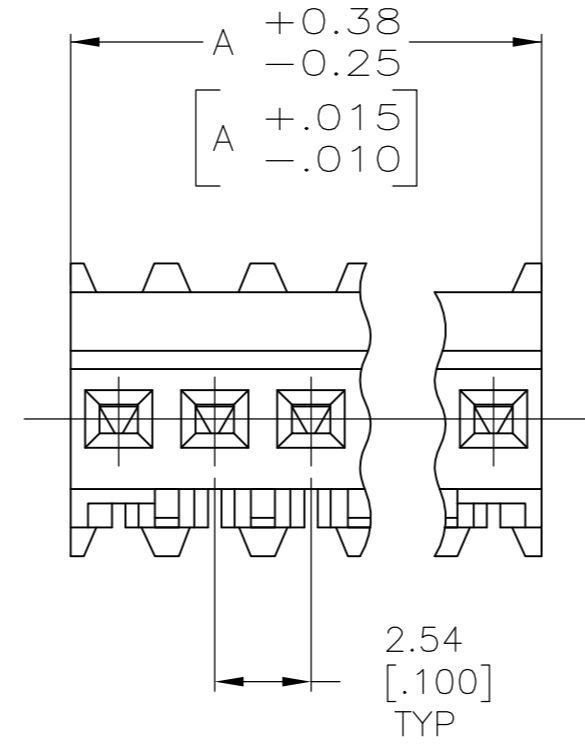
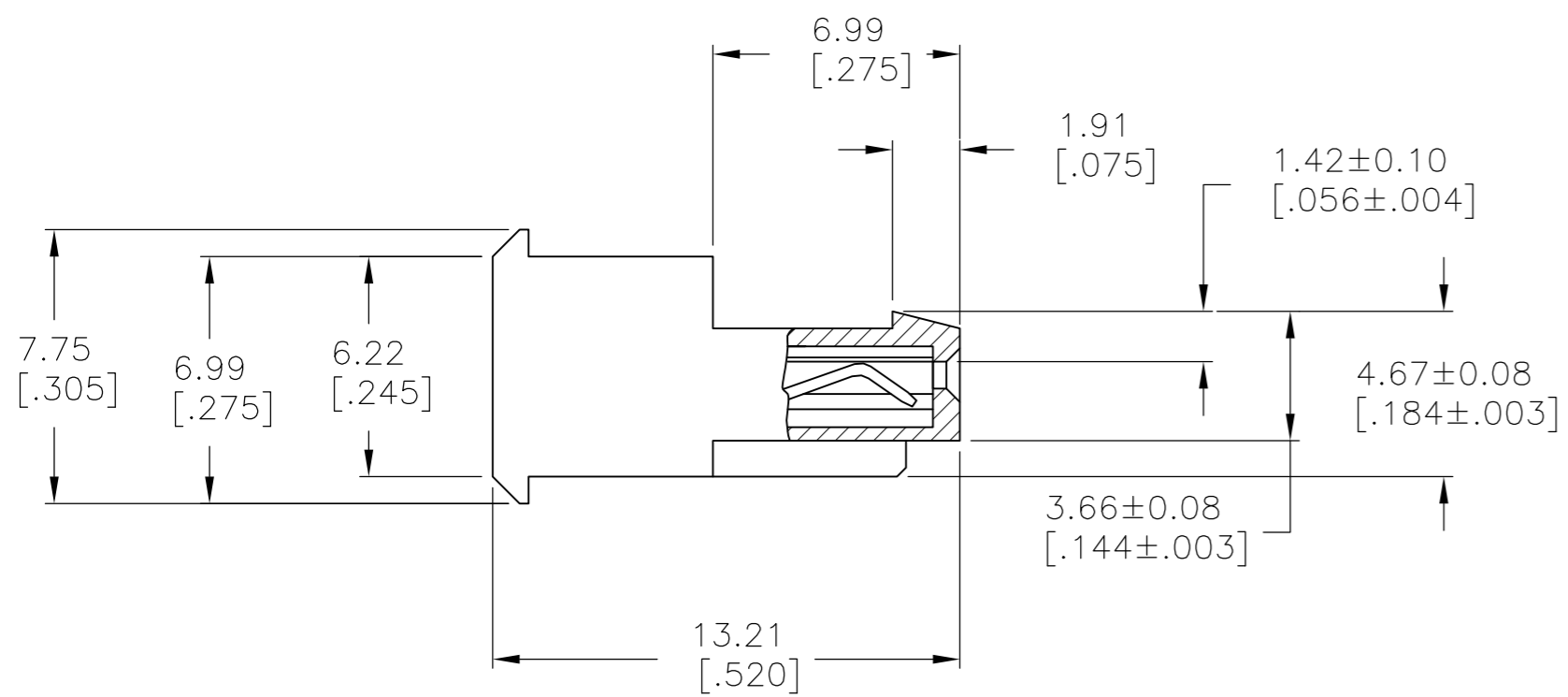
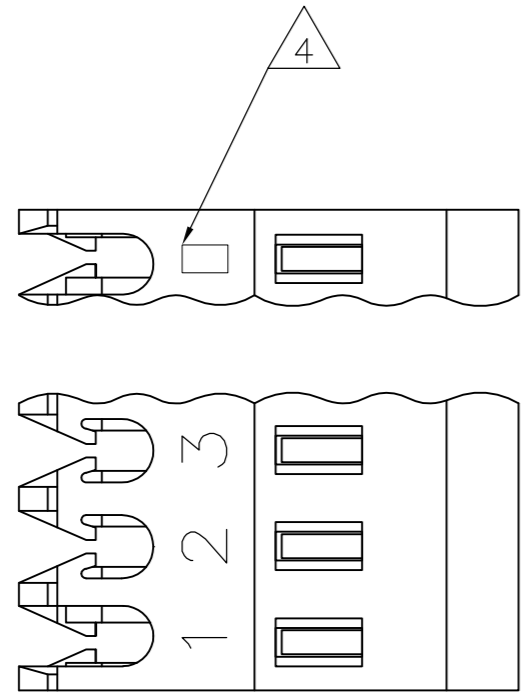


THIS DRAWING IS UNPUBLISHED. RELEASED FOR PUBLICATION
 © COPYRIGHT BY TYCO ELECTRONICS CORPORATION. ALL INTERNATIONAL RIGHTS RESERVED.

LOC	DIST	REVISIONS			
P	LTR	DESCRIPTION	DATE	DWN	APVD
CM	00				
D		REVISED PER ECO-08-027491	05NOV08	HMR	DB



- 1 MATERIAL: CONNECTOR - NYLON UL94V-2 (BLACK).
CONTACTS - 0.30[.012] THICK COPPER ALLOY
MATTE WHISKER MITIGATED TIN 0.00203[.000080] MIN
THICKNESS OVER NICKEL UNDERPLATE OR BRIGHT
TIN-LEAD 93/7 0.00203[.000080] MIN THICKNESS.
SEE FINISH COLUMN FOR PLATING TYPE.
- 2 CONTACTS ACCEPT 22 AWG WIRE WITH 1.52[.060] MAX
INSULATION DIAMETER.
- 3 CONTACTS MUST ACCEPT 0.64±0.03[.025±.001] SQUARE POST
AND REMAIN LOCKED IN POSITION.
- 4 IDENTIFICATION NUMBER FOR LAST CIRCUIT MAY NOT APPEAR
ON ALL ASSEMBLIES.
- 5 DIMENSIONS IN BRACKETS ARE IN INCHES.
- 6 HOUSING FEATURES ARE: FEED THRU WITH LOCKING RAMP.

LEADFREE	DIM A	NO. OF CIRCUITS	PART NO.
YES	17.78 [.700]	7	644943-7

METRIC

THIS DRAWING IS A CONTROLLED DOCUMENT.		DWN S. CARPENTER 19AUG2003	Tyco Electronics Corporation Harrisburg, PA 17105-3608	
DIMENSIONS: mm [INCHES]	TOLERANCES UNLESS OTHERWISE SPECIFIED:	CHK D. BOSSI 19AUG2003	NAME D. BOSSI	
	0 PLC ±	APVD D. BOSSI 19AUG2003	PRODUCT SPEC 108-1050	
	1 PLC ±		APPLICATION SPEC 114-1019	
MATERIAL	FINISH	WEIGHT	SIZE A2	CAGE CODE 00779
1	1		DRAWING NO. C=644943	RESTRICTED TO -
CUSTOMER DRAWING			SCALE 5:1	SHEET 1 OF 1